










Appendix 1: SOA - Safer & Stronger PI updates

Report Type: PI Report
Generated on: 03 November 2008



Rows are sorted by PI Code.

 The value of this PI has improved in the short term.	 The value of this PI has worsened in the short term.	 The value of this PI has not changed in the short term.
--	--	---

Theme: Outcome 07									
Objective: There will be a reduction in the levels of deprivation in our communities									
PI Code	Short Name	2006/07	2007/08	Q1	Q2	Q3	Q4	Short Term Trend Arrow	Latest Note
		Value	Value	2008/09	2008/09	2008/09	2008/09		
SOA2P1d	L7. Median weekly earnings relative to the Scottish average	£378.50	£377.30	Not Collected					Annual PI













Theme: Outcome 07									
Objective: The number of people with literacy and numeracy difficulties will be reduced									
PI Code	Short Name	2006/07	2007/08	Q1	Q2	Q3	Q4	Short Term Trend Arrow	Latest Note
		Value	Value	2008/09	2008/09	2008/09	2008/09		
SOA7P3a	Number of requests for adult literacy support	397		Not Collected					Awaiting update
SOA7P3a2	Number of requests for adult literacy support which are met	277		Not Collected					Awaiting update
SOA7P3a3	Estimate of number of people in need of adult literacy support.	16,000	16,072	Not Collected					Annual PI













Theme: Outcome 07									
Objective: There will be a reduction in racism and other forms of intolerance in our communities									













PI Code	Short Name	2006/07	2007/08	Q1 2008/09	Q2 2008/09	Q3 2008/09	Q4 2008/09	Short Term Trend Arrow	Latest Note
		Value	Value	Value	Value	Value	Value		
SOA7P2a	L36. The number of racist incidents	44	39	14					
SOA7P2b	No of racially aggravated crimes	44	39	14					



Theme: **Outcome 07**Objective: **There will be a reduction in the levels of deprivation in our communities**






PI Code	Short Name	2006/07	2007/08	Q1 2008/09	Q2 2008/09	Q3 2008/09	Q4 2008/09	Short Term Trend Arrow	Latest Note
		Value	Value	Value	Value	Value	Value		
SOA7P1a1	Number of data zones in Moray in 15% most deprived in Scotland	0	N/A	Not Collected					Biennial PI
SOA7P1a2	Number of data zones in Moray in 20% most deprived in Scotland	2	N/A	Not Collected					Biennial PI
SOA7P1a3	Number of data zones in Moray in 15% most educationally deprived in Scotland	2	N/A	Not Collected					Biennial PI
SOA7P1a4	Percentage of population most income deprived in Scotland	9.3	N/A	Not Collected					Biennial PI
SOA7P1c	People living in the 0-15% most deprived health domain data zones	544	N/A	Not Collected					Biennial PI





Theme: Outcome 09									
Objective: People in Moray feel safer and incidences of crime will reduce									
PI Code	Short Name	2006/07	2007/08	Q1 2008/09	Q2 2008/09	Q3 2008/09	Q4 2008/09	Short Term Trend Arrow	Latest Note
		Value	Value	Value	Value	Value	Value		
CECP001	Number of Wilful fires	66	52	18	13				
CECP004	Total Number of Incidents of Rowdy Behaviour	2,239	1,830	478	486				
CECP011	Number of Reported Incidents of Vandalism	1,955	1,753	398	358				
CECP100	Number of repeat incidences of Domestic Abuse	385	332	67					Awaiting update
CECP106	Rate of Domestic Abuse incidents per 100,000 population	714	723	Not Collected					Annual PI
CECP107	Number of Accidental Dwelling Fires	77	68	24					Awaiting update
CECP108	Number of Home Fires resulting in Death and Injury	13	15	3					Awaiting update
SOA9P3f	Number of fire related injuries	19		Not Collected					Annual PI
SOA9P3g	N23 Reduce overall re-conviction rates by 2 percentage points by 2011	41%	42%	Not Collected					Annual PI
SOA9P3h1	Number of crimes of housebreaking (including commercial and domestic)	534		Not Collected					Annual PI
SOA9P3h2	Rate of domestic housebreakings per 10,000 population	17	16	Not Collected					Annual PI
SOA9P3i	Number of crimes of indecency	113	191	Not Collected					Annual PI





Theme: Outcome 09							
Objective: The number of children and young people who offend will reduce							
PI Code	Short Name	2006/07	2007/08	1st Half 2008/09	2nd Half 2008/09	Short Term Trend Arrow	Latest Note
		Value	Value	Value	Value		
SOA9P2a1	M. Number of Crimefiles (incidents to which Police called) involving people aged 17 & under	1,468	1,018	460			Biannual PI
SOA9P2a2	M. Number of Crimefiles (incidents to which Police called) involving people aged 16 and 17yrs	587	427	220			Biannual PI
SOA9P2a3	M. Number of Crimefiles (incidents to which Police called) involving people under 16yrs	881	591	240			Biannual PI
SOA9P2b1	M. Number of Charges (could be several charges per incident) involving people aged 17 & under	2,711	1,928	876			Biannual PI
SOA9P2b2	M. Number of Charges (could be several charges per incident) involving people aged 16 and 17yrs	1,042	812	425			Biannual PI
SOA9P2b3	M. Number of Charges (could be several charges per incident) involving people aged under 16yrs	1,669	1,116	451			Biannual PI
SOA9P2c1	M. Number of young offenders	947	692	378			Biannual PI
SOA9P2c2	M. Number of young offenders aged 16 and 17yrs	348	258	181			Biannual PI
SOA9P2c3	M. Number of young offenders aged under 16yrs	599	434	197			Biannual PI
SOA9P2d	L34. Number of persistent young offenders	37	24	16			Biannual PI
SOA9P2e1	Percentage reduction in re-offending by persistent offenders within programmes	75%		Not Collected			Annual PI Awaiting Update
SOA9P2e2	Percentage reduction in re-offending by persistent offenders 6 months after programme	60%		Not Collected			Annual PI Awaiting Update

Theme: Outcome 09									
Objective: The number of people killed and injured as a result of road accidents will reduce									
PI Code	Short Name	2006/07	2007/08	Q1 2008/09	Q2 2008/09	Q3 2008/09	Q4 2008/09	Short Term Trend Arrow	Latest Note
		Value	Value	Value	Value	Value	Value		
CECP091a	Number of Fatal Road Collisions	8	4	0	1				
CECP091c	Number of Serious Road Collisions	27	28	15	8				
CECP091d	Number of Slight Road Collisions	134	125	29	43				
CECP092a	Number of Drivers aged 15 & under involved in collisions	11	13	0	3				
CECP092b	Number of Drivers aged 16 - 25yrs involved in collisions	232	263	17	20				
CECP092c	Number of Drivers aged 26yrs or over involved in collisions	583	665	49	69				
CECP093	Percentage of drivers involved in collisions aged 25 and under	29	29	26	22				
CECP094a	Number of Male Drivers involved in collisions	535	589	42	58				
CECP094b	Number of Female Drivers involved in collisions	268	303	24	31				
CECP095	Number of drivers with Blood Alcohol content over the prescribed limit	167	174	38					Awaiting update
CECP096	Number of people killed or seriously injured in road collisions	39	47	16	14				
SOA9P1b4	M. Number of drivers involved in collisions	826	941	66	92				





Theme: Outcome 10									
Objective: Access to services in Moray will improve									
PI Code	Short Name	2006/07	2007/08	Q1	Q2	Q3	Q4	Short Term Trend Arrow	Latest Note
		Value	Value	2008/09	2008/09	2008/09	2008/09		
SOA10P3a	L50 - Proportion of public service buildings suitable and accessible to people with disabilities	80%	77.1%	N/A	N/A				Annual PI
SOA10P3c	M – Rail passenger numbers (total entries and exits for Moray Railway Stations)	405,079		Not Collected					Annual PI

Theme: Outcome 10									
Objective: Increase the number of people assessed as homeless who are provided appropriate accommodation									
PI Code	Short Name	2006/07	2007/08	Q1	Q2	Q3	Q4	Short Term Trend Arrow	Latest Note
		Value	Value	2008/09	2008/09	2008/09	2008/09		
SH6a	Number of households assessed as homeless or potentially homeless during the year	572	572	Not Collected					
SH6bii	Total number of cases completed during the year	566	375	Not Collected					
SH6biii	Average time between presentation and completion of duty, homeless cases	18	23.6	Not Collected					
SH6ci	Number of cases reassessed as homeless within 12 months of the previous case being completed	24	33	Not Collected					
SOA10P2a4	Percentage of housing applicants found to be in priority need		17%	10.5%	6.5%				

Theme: Outcome 10									
Objective: The volume and quality of housing throughout Moray will increase									
PI Code	Short Name	2006/07	2007/08	Q1	Q2	Q3	Q4	Short Term Trend Arrow	Latest Note
		Value	Value	2008/09	2008/09	2008/09	2008/09		
SOA10P1a1	L52 - The number, quality and variety of affordable homes	164	42	Not Collected					Annual PI
SOA10P1a2	L52 The number of properties sold under right to buy	125	128	24	19				Annual PI
SOA10P1a3	L52 The number of people on housing waiting list		2,522	2,434	2,798				Q2 0809 As at 30.09.08 HL 182 HW 2215 T 401 Total on list: 2798 HW + HL + T
SOA10P1b	L51 - Proportion of the housing stock failing the Scottish Housing Quality Standard	37	34.3	32.9	32.7				

Theme: Outcome 11									
Objective: The influence which the people in Moray will have over decisions which affect their communities and lives and their active participation within communities will increase									
PI Code	Short Name	2006/07	2007/08	Q1	Q2	Q3	Q4	Short Term Trend Arrow	Latest Note
		Value	Value	2008/09	2008/09	2008/09	2008/09		
SOA11P1a	No of citizens involved in Local Community Planning Structures			Not Collected					Annual PI
SOA11P1b	Number of Voluntary organisations registered with MVSO Moray Voluntary Services organisation	400	410	Not Collected					Annual PI
SOA11P1c	No of Volunteers registered with Volunteer Centre Moray	1,149	363	Not Collected					Annual PI. The 2006/07 figure relates to several years, not just 2006/07.
SOA11P1d	Participation in Citizen Panel Surveys	1,150	1,150	Not Collected					Annual PI

Theme: Outcome 11									
Objective: Young people, supported to participate in the community, will increase									

PI Code	Short Name	2006/07	2007/08	Q1 2008/09	Q2 2008/09	Q3 2008/09	Q4 2008/09	Short Term Trend Arrow	Latest Note
		Value	Value	Value	Value	Value	Value		
SOA11P2a1	The Number of hits on "What's on Where" website	6,000		Not Collected					Awaiting update
SOA11P2a2	The number of young people who have smartcards	6,500	7,065	7,349	7,523				
SOA11P2a3	The number of young volunteers with local businesses	20		Not Collected					Awaiting update
SOA11P2a4	The number of hours of youth volunteering	1,000		Not Collected					Awaiting update